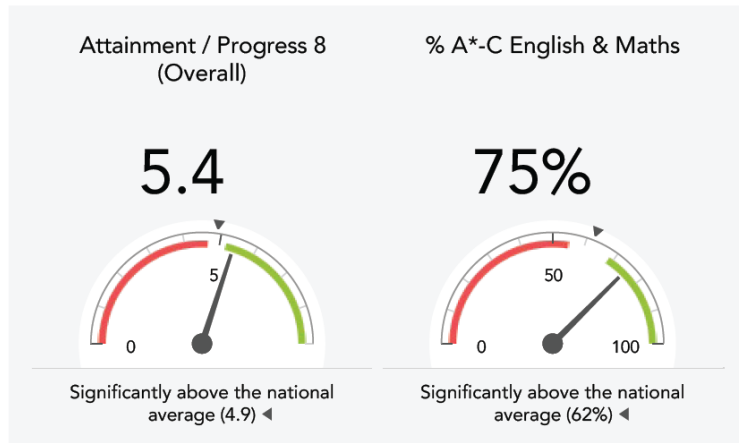
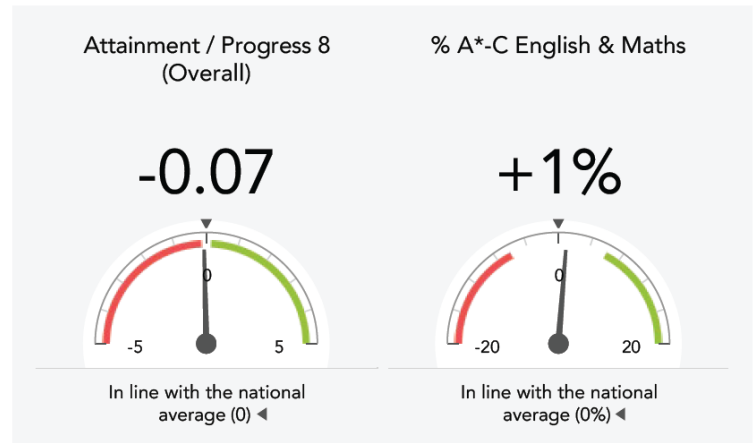


Overview

KS4 Attainment 2016 · Actual results 200 pupils



KS4 Progress 2016 · Value Added 200 matched pupils



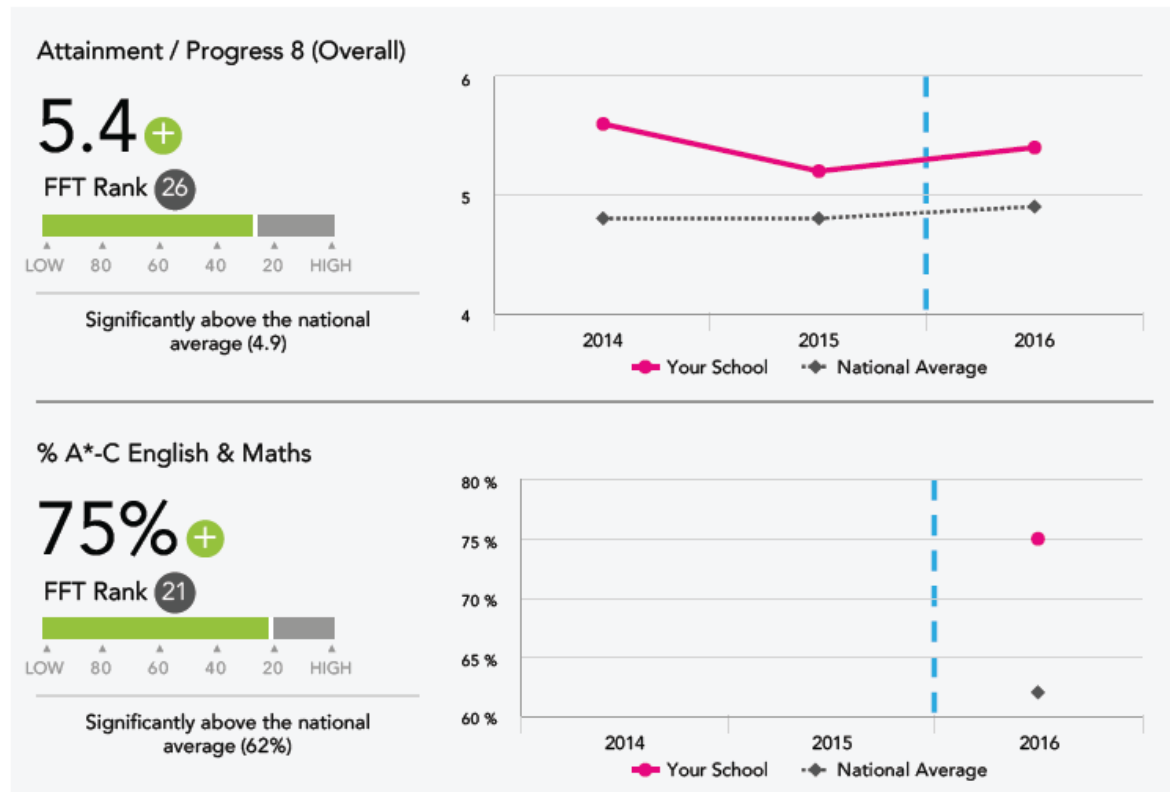
KS4 higher performing pupil groups 2016

	Higher performing
<p>Overall achievement pupil progress</p>	Female (89) Higher attainers (89) No SEN (169)
<p>English pupil progress</p>	Female (89) No SEN (169) Not FSM (ever) (177)
<p>Mathematics pupil progress</p>	Higher attainers (89) No SEN (169) Female (89)
<p>Subjects pupil progress</p>	D&T Electronic Products (12) Com.Stds/Computing (15) Art & Design (56) French (62) Geography (61)

Attainment & progress

KS4 Attainment 2016

200 pupils



KS4 performance summary

	Actual results			Pupil progress		
	2014	2015	2016	2014	2015	2016
Number of Pupils / % Matched	199	201	200	98%	98%	100%
Attainment / Progress 8 (Overall)	5.6	5.2	5.4	+0.24	-0.19	-0.07
Attainment / Progress 8 (English)	5.7	5.6	5.8	+0.09	-0.04	+0.17
Attainment / Progress 8 (Maths)	5.7	5.3	5.5	+0.38	-0.08	+0.03
Attainment / Progress 8 (EBacc)	-	-	4.6	-	-	-0.51
Attainment / Progress 8 (EBacc) (pre 2016)	5.2	4.7	4.7	+0.18	-0.47	-0.51
Attainment / Progress 8 (Open)	-	-	5.8	-	-	+0.16
Attainment / Progress 8 (Open) (pre 2016)	6.1	5.6	5.9	+0.28	-0.00	+0.13
% A*-C English & Maths	-	-	75%	-	-	+1%
% A*-C English & Maths (pre 2016)	74%	70%	-	+3%	-0%	-
% EBacc	-	-	30%	-	-	-3%
% EBacc (pre 2016)	39%	21%	-	+9%	-11%	-
% 5+ A*-C inc Eng & Maths GCSE	73%	68%	70%	+5%	-1%	+2%
% 5+ A*-A GCSEs	23%	18%	28%	+4%	-3%	+5%
Average point score best 8	-	-	45	-	-	+1
Average point score best 8 (pre 2016)	355	335	-	+17	-3	-